




## DNL

DURABLE, VERSATILE DRIPPERLINE  
NON-LEAKAGE (DNL) VALVES



### OVERVIEW

Featuring an innovative design, our DNL valves ensure that water always remains in the main distribution line to enable intensive pulsed irrigation in greenhouses, nurseries and orchards, as well as sloped irrigation.

### FEATURES AND BENEFITS

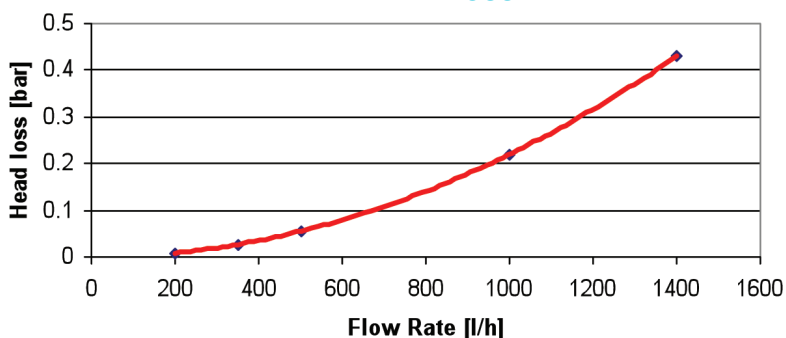
- Automatic shutdown at end of irrigation cycle for continuous water retention in the main distribution line
- Automatic shutdown at desired pressure level for greater energy savings
- Ultrasonic welding of newly improved body for leakage prevention
- Dedicated cover for effective subsurface drip irrigation (SDI) installations
- Innovative design for prevention of drainage into low areas during sloped irrigation at high inclines







### TECHNICAL INFORMATION

FLOW RATE RECOMMENDED RANGE (L/H)	MAX. WORKING PRESSURE (BAR)	MIN. OPERATING PRESSURE (BAR)	SHUT-OFF PRESSURE (BAR)	INLET/OUTLET	COLOR
0-1000	4	0.8	0.2	1/2" MTH	Red
0-1000	4	1.2	0.4	1/2" MTH	Black
0-1000	4	1.6	0.6	1/2" MTH	Brown
0-1000	4	2.0	0.8	1/2" MTH	Blue




### DNL - HEAD LOSS



## LOGISTIC INFORMATION

CATALOG NO.	PRODUCT DESCRIPTION	PRODUCT PICTURE
32000-003550 32000-003555 32000-003558	DNL VALVE 1/2" MTH 2M DNL VALVE 1/2" MTH 2M 10/BAG DNL VALVE 1/2" MTH 2M + SDI COVER	
32000-003560 32000-003565 32000-003568	DNL VALVE 1/2" MTH 4M DNL VALVE 1/2" MTH 4M /10BAG DNL VALVE 1/2" MTH 4M+SDI COVER	
32000-003570 32000-003580 32000-003590	DNL VALVE 1/2" MTH 6M DNL VALVE 1/2" MTH 6M 10/BAG DNL VALVE 1/2" MTH 6M+SDI COVER	
32000-003595 32000-003597 32000-003592	DNL VALVE 1/2" MTH 8M DNL VALVE 1/2" MTH 8M 10/BAG DNL VALVE 1/2" MTH 8M+SDI COVER	

The DNL valve can be connected to the laterals with one of the following Netafim™ adapters (to be ordered separately):

CATALOG NO.	PRODUCT DESCRIPTION	PRODUCT PICTURE
32500-018047	1/2" female threaded adapter for fast connector 16 W/RING	
32500-018265	1/2" female threaded adapter for fast connector 22 W/RING	
32500-013380 32500-007560 32500-010275	1/2" female threaded adapter for barb 16 1/2" female threaded adapter for barb 17 1/2" female threaded adapter for barb 20	

WEIGHT (KG)	DIMENSIONS (CM)	QUANTITY	MODEL
7.1	24.8 x 27 x 56	350	DNL w/MTH conn.